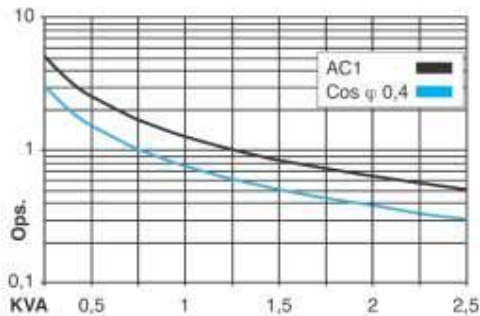
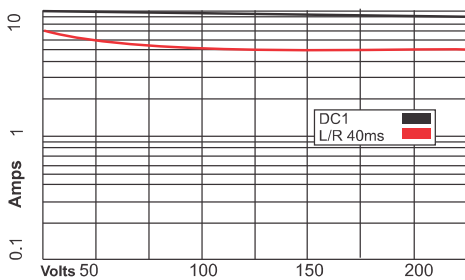


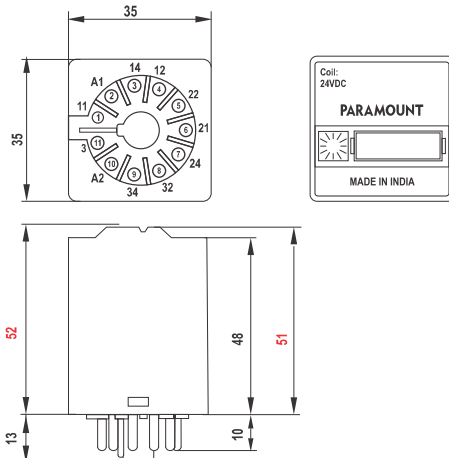
Graph 1 Electrical life, ops x 10⁶



Graph 2 Max. DC load



Dimensions in mm.



P3-X....LM



**Magnetically Latched 1NO+1NC Relay
with Magnetic Blow Out**

**10 A 250V AC1 10 A 220V DC1
10 A 30V DC1 5 A 220V DC13**

Contacts

Materials :	Standard	AgNi
	Optional 1	AgNi + Au 0.2 μ
	Optional 2	AgNi + Au 5.0 μ
Max. Switching Current		10A
Max. Peak Inrush Current (20 ms)		30A
Max. Switching Voltage		250 VAC
Switching Power range		0.3 VA (W) to 2500 VAZ
Max. Contact Resistance		20m Ω
Max. AC Load (Table 1)		2.5 KVA
Max. DC Load (See Table 2)		-
Coils (Ohms ± @ 20°C)		
Pull-in Voltage		≤ 0.8xUn
Drop-out Voltage		≥ 0.1xUn

Nominal Coil Power 1.6 VA (AC / 1.3 W (DC))

Coil Voltage	ON Coil Resistance	OFF Coil Resistance	Must Switch ON/OFF Voltage
12 VDC	90 Ω	104 Ω	≤ 9 VDC
24 VDC	360 Ω	430 Ω	≤ 18 VDC
110 VDC	5000 Ω	3800 Ω	≤ 88 VDC
220 VDC	12500 Ω	19700 Ω	≤ 176 VDC

Insulation

Dielectric Strength (1 minute) : open contacts	1500 VAC
Between adjacent poles	2000 VAC
Between contacts and coil	2500 VAC
Insulation Resistance @ 500VDC Min.	> 200 MΩ
Isolation, IEC 61810-5	2.5 KV / 3

Specifications

Operate / Release & Bounce Time Max. for DC	15+3 ms
Operate / Release & Bounce Time Max. for AC	16+8 ms
Mechanical Life ops.	10 Million AC, 20 Million DC relays
Electrical life at Nominal load	≥ 100,000 ops.
Operating Frequency at nominal load	1200 / hour
Shock Resistance	AK : > 10g
Vibration Resistance	5g 10.....150 Hz
Mounting Direction	any
Storage	-40°C to +85°C
Ambient Operating Temperature	-40°C to +55°C (for AC relay)
Ambient Operating Temperature	-40°C to +70°C (for DC relay)
Protection Standard	IP 40
Weight	app. 80 g

Note :- 1) The Input ON & OFF Pulse Width Should be Min. 500ms
2) For Non Standard Coil Voltages. Please Contact Factory

Standard Types

DC : 12, 24, 110, 220
L = Latching Relay
M = Magnetic Blow Out

P3-X-LM VDC

Suitable Sockets : S11D

Approvals

